

PAPER FOR WATER



BECOME AN ADVOCATE

HOST A WATER WALK




200 million hours are lost daily by women and children who carry water.

A water walk fundraiser allows people to simultaneously experience the burden of walking for water while ending it for the millions who do it daily. Gather a group to carry water for a mile or two and make a difference in someone's life.

[Click here to walk for water](#)

CREATE SOMETHING FOR A CHURCH OR COMMUNITY GIFT FAIR




840,000 people die yearly from unclean water and lack of sanitation

Become a part of ending the world water crisis by participating with your local community or church gift fair. Set up your team of origami folders to create items and raise funds for Paper for Water.

[Learn more about folding to save lives](#)

HAVE AN ORIGAMI SOCIAL



50% of global hospital beds are occupied due to water related illness.

Improving the health of others is easier than you might think. Enjoy a coffee, afternoon, or evening with origami and some of your neighbors and friends. It is a fun activity to do together and a great way to introduce others to Paper for Water and its mission to end the the world water crisis.

[Click here for socials with an impact](#)

PARTICIPATE IN OUR CARD FUNDRAISER



2 billion people still do not have basic sanitation facilities such as toilets or latrines.

A one-of-a-kind origami card is the perfect gift for your loved ones that gives back to support clean water efforts around the globe. Become an active participant in our fundraiser, by making your own specialized cards and collecting donations in your local community that will fund water projects.

[Click here for folding with purpose](#)

BECOME AN AMBASSADOR



400 million school days are lost yearly due to unclean water.

Spreading awareness about the water crisis is an important task. A Paper for Water advocate is someone who boldly explains their "why" as in why water, why Paper for Water, and why volunteering. Ambassadors are encouraged to speak at their schools or local events to engage their communities in solving the water crisis.

[Click here for more details](#)

WHAT ARE YOU WAITING FOR?
GET INVOLVED TODAY.

COMPLETE OUR VOLUNTEER FORM BY [CLICKING HERE](#)

Each dollar you raise will give a person water for one day.

[Volunteer at one of our Monthly folding sessions](#)

PARTICIPATING IN OUR CARD FUNDRAISER

HOW IT WORKS

Here's a great way for clubs and organizations to support Paper for Water and be creative! The initial phase of the process involves making the origami cards, we have some sample designs to choose from or you can create your own one-of-a-kind design. Once you have finished, collect a \$5 suggested minimum donation per card and send it to Paper for Water.

Another option for virtual payment methods includes having the individual receiving the card make the donation directly on our website. Funds can be raised at your school, neighborhood, church, or with family and friends. For members of Girl and Boy Scouts of America, this is also a great opportunity to qualify for badges.



SAMPLE ORIGAMI DESIGNS

Below you'll find links to some sample origami designs for various occasions such as Mother's Day, Father's Day, Valentine's Day, or any occasion.

[easy heart tutorial](#)

[origami blossom heart tutorial](#)

[flower card tutorial](#)

[tulip flower tutorial](#)

[suit and tie card tutorial](#)



SUGGESTED SUPPLY LIST

We have compiled a suggested supply list, however, you can use any kind of paper and card supplies that you choose. Here are some of our favorites. [Here is a link to our Amazon wishlist.](#)

We've included clear printable labels for the back of your cards so more people can learn about Paper for Water. Need help, ideas, or have questions contact info@paperforwater.org



Paper for Water is a non-profit organization committed to funding water projects both domestically and internationally. It was founded by two young girls, Isabelle and Katherine Adams when they learned that other girls worldwide did not get to go to school because they spend their days hauling water. PFW provides clean water and sanitation to over 85,000 people every day in 20 countries. To see how you can change the world visit www.paperforwater.org



[Click here to print this page only.](#)

HOW TO HOST A WATER WALK

GETTING STARTED



The primary element to consider when beginning to plan a water walk is the location. The optimal option would be a circular route (where the start will become the finish) and a nice break halfway. Try not to make the walk too hard (inclines, unpaved roads) so that the route can be accessible to everyone. Avoid traffic, busy crossings, and major roads. Include an area with lots of people. The walk will get more local attention this way.

Location Examples

Passing through senior centers, parks, shopping malls, school gyms, and buildings of the sponsors have proved to be successful. If possible, visit a water-related point of interest along the way.

Permits

The local authorities may need to be notified of the event. If notification or permits are required.

FUNDRAISING

Sponsors

There are several options for the fundraising component of your water walk. Before the walk, it is a good idea to acquire sponsors to fund essential supplies such as signage and snacks. Reach out to your friends and set up a GoFundMe page to keep funds in one place and allow people to donate virtually. If you accept cash donations, be sure to document them. Visit local businesses and inquire about either a monetary or other resource donation that can benefit the event like items that could be used as a raffle prize. Raffle prizes could also involve origami as well. Something you could offer sponsors would be a sign with their logo that advertises their involvement in helping this event be put together.

Tickets

Tickets for entry into the event are a useful component for funding water projects. We suggest a minimum of \$10 per ticket for the walk that can be made by each individual on our website directly or to you and your organization with a cumulative donation after the event at paperforwater.org.

Any monetary donations collected from sponsors that are not needed to throw the event can also be donated directly to Paper for Water on our website, be sure to write in the memo line the name of your event or organization so we know whom to thank! If you have any questions about fundraising reach out to us at info@paperforwater.org,

SUGGESTED MATERIALS

Water Containers

Collecting the containers can be a collaborative effort, you can ask people for milk jugs at school, work, or from friends and family. Setting up teams to share them decreases the number

Maps and Signage

Make start and finish easily recognizable with signage and make a map, if necessary depending on the location. You can also add checkpoints where people can get snacks or a bottle of water.

Snacks

Because this event involves physical activity having simple snacks readily available to the participants will be appreciated. In the past people have handed out crackers and fruits along with water.



THE DAY OF THE WALK

Explain the purpose of the walk

Preparing a Presentation before the walk like this one () to talk about the need for water walks, like yours and the privilege of running water. Putting things into perspective is also helpful The walks help supposed to challenge them because water walks are a normal part of daily life for the people paper for water is trying to help.

Accessibly

For individuals who cannot walk the course, it is equally important to include them in the experience and Keep them engaged. A fun way to do this is have a few of your volunteers during the walk do a live stream that is broadcasted on a viewing screen near the beginning of the course. If this is not an option for you, another method would include having engaging activities taking place during and after the walk takes place.

Interactive Activites

Some thought-provoking activities to stimulate the participants could be making simple origami crafts, trying to calculate their water usage in a day, having a conversation on how to reduce consumption of single-use plastics or all of the above. Have fun with it!



ORIGAMI SOCIAL PLANNING

Choosing a location

Some good examples of locations for an origami social would be someone's house if you know someone willing to host, a recreation center, a patio at a coffee shop or restaurant with necessary permissions. To play some of the provided videos ensure you have a viewing screen available like a projector or television.

THE ORIGAMI

We would suggest folding a butterfly design.

Here is the link to the tutorial. [butterfly](#)

You can use any paper any lightweight paper such as copy paper, origami paper, scrapbooking paper, magazines, sheet music, maps, or anything else you can get your hands on. It just needs to be square click here for the instructional video if needed.



Invitations

We have provided a variety of sample invitations for you to choose from. These include invitations that will appeal to children, teens, professional colleagues, or general peers. Feel free to create your own if you'd like and pull the information from the templates.

FUNDRAISING

Ask each guest to bring a donation for Paper for Water to help us reach more people with our clean water and sanitation efforts. You may designate your funds raised for domestic or international projects. Specify on the memo line domestic or international projects for online donations



Education

One of the primary goals of having an origami social is the educational component. You could start with one of our videos that explain Paper for Water's mission to alleviate the world water crisis.

Here are some great options:

kleenex TCR CNN

After you've watched the videos it's good to spark a conversation about the water crisis. It's easy to take the gift of running water for granted. Reflecting on the privilege puts the essential need of water into perspective. Having water access not only means drinking water but practicing good hygiene as well.

YOU ARE INVITED TO A

PAPER F R WATER

ORIGAMI SOCIAL

An event that combines fun with making a difference.

Paper for Water is a non-profit organization committed to funding water projects both domestically and internationally. It was founded by two young girls Isabelle and Katherine Adams when they learned that other girls worldwide did not get to go to school because they spend their days hauling water. Almost 10 years later, PFW has funded projects in over 20 countries and raised over 2 million dollars. To learn more visit Paperforwater.org

Please bring a donation with you to the event to further Paper for Water's ability to serve water-deprived communities.

Date:

Location:

RSVP:

YOU'RE INVITED TO A
PAPER F  R WATER

ORIGAMI SOCIAL

An event that combines fun with making a difference.

Paper for Water is a non-profit organization committed to funding water projects both domestically and internationally. It was founded by two young girls Isabelle and Katherine Adams when they learned that other girls worldwide did not get to go to school because they spend their days hauling water. Almost 10 years later, PFW has funded projects in over 20 countries and raised over 2 million dollars. To learn more visit Paperforwater.org

Please bring a donation with you to the event to further Paper for Water's ability to serve water-deprived communities.



Date:

Location:

RSVP:

You're invited to a
PAPER F  **R WATER**

Origami Social

AN EVENT THAT COMBINES FUN WITH
MAKING A DIFFERENCE!

Paper for Water is a non-profit organization committed to funding water projects both domestically and internationally. It was founded by two young girls, Isabelle and Katherine Adams, when they learned that other girls worldwide did not get to go to school because they spend their days hauling water. Almost 10 years later, PFW has funded projects in over 20 countries and raised over 2 million dollars. To learn more visit Paperforwater.org

Please bring a donation with you to the event to further Paper for Water's ability to serve water-deprived communities.

DATE:

LOCATION:

RSVP:

COMMUNITY OR CHURCH GIFT FAIRS

WHERE TO START



Find out if there is a gift fair near you

Asking around your community or church is not a bad way to start looking for a gift fair, sometimes they are not well advertised so word of mouth goes a long way. Another option to search for a gift fair would be to inquire about one on community facebook pages. It is also a good idea to look online at your community's parks and recreation website for any details or reaching out to them directly with a call or email.

Fold the Origami

There are many beautiful and simple designs you can make that will be appealing to future donors.

Here are a list of videos you can follow along with:

Videos

GET A TEAM TOGETHER

Whether you gather up a bunch of your friends or simply have a parent accompany you, it's best to get an extra pair of hands to help with setting up your booth and transporting origami.



When operating your booth or table at the gift fair be prepared to talk about the water crisis. For reference, we've provided a quick fact sheet and some labels you can attach to the origami you make. We suggest taking a minimum of \$5 per creation. At the end of the day, you can donate the proceeds directly to our website paperforwater.org. Be sure to write in the memo line details letting us know the funds were raised at a gift fair and which one you went to.

If you have any questions before then, email us at inof@paperforwater.org.

QUICK FACTS ABOUT PAPER FOR WATER

OUR MISSION

Paper For Water's primary mission is to bring water and the Word to the Thirsty one piece of paper at a time. The mission was born out of the desire that two little girls had to help other girls worldwide who do not get to go to school because they spend their days hauling water.

OUR FUNCTION

Paper For Water's primary function is to raise money to fund water wells around the world as well as fund running water systems in residential areas. Paper For Water is working to help children in developing countries gain access to clean water and sanitation.

Paper for Water has funded over 200 water projects in 20 countries including the United States. The non-profit was founded in 2011 and in 9 years has raised over 2 million dollars.

OUR WORK WITH YOUTH IN DEVELOPED COUNTRIES

Paper For Water is committed to teaching children in developed countries about the world water crisis. Paper For Water seeks to empower the youth in developed countries with skills in leadership, philanthropy, and entrepreneurship. We aim to improve their understanding, compassion, empathy and to broaden their knowledge of the world around them.

To donate, learn more, and subscribe to our monthly newsletter visit our website Paperforwater.org. Connect with us on social media @paperforwater on Facebook, Twitter, and Instagram

MONTHLY FOLDING SESSIONS

A SIMPLE WAY TO GET INVOLVED




One of the great things about our folding sessions is that no origami experience is required and it is a volunteering opportunity for all ages! In order to get community service hours all you need to do is attend the event.



To find out the latest information about where Paper for Water holds our folding sessions, visit our events page for the fall season for a confirmation on the location and times. These events occur for several months at a time with the intent to get our inventory of ornaments ready for the upcoming Christmas season.

Subscribe to our monthly newsletter to stay informed when we plan a folding session or closer to the holiday season where we have held other volunteer opportunities such as "gift wrapping for good." [Click here to subscribe](#)



BECOME AN AMBASSADOR

ADVOCATING FOR CHANGE



When we introduce people to Paper for Water and tell them about the pervasiveness of the water crisis, a common response is: "I had no idea." This is the beauty of our new program "Ask Me Why," our goal is to inform people about the depth of the water crisis and explain why we're committed to Paper for Water's mission of bringing water to the thirsty one piece of paper at a time.

Watch our videos

Subscribe and learn more about Paper for Water and the water crisis on our [YouTube channel](#). Then you will be well equipped to share with others why you're an advocate for the thirsty.

[Media Highlights Playlist](#)

Read up

It's good practice to do research about the water crisis for yourself to adequately expose yourself to information about the water crisis. You can start here:

[Resources](#)



ASK ME WHY

Make a presentation

Now that you've learned more about Paper for Water and our mission, it's time to share your "Why." Use the YouTube videos as a starting point and put your own creative spin on them! This is your opportunity to share what motivates you to change lives. Some good free resources to use for presentations are Google Drive, Canva, and Microsoft PowerPoint. They have many great templates to choose from to help you out.

Tell others what you've learned

Informing fellow members of your community why you're involved and want to make a difference is incredibly important. This can inspire them to learn more and also want to be a part of Paper for Water. Contact your school or local community centers to find out where you can do a presentation and spread the word.